

Scaled data based on original data using
LM-79-08 Approved Method: Electrical and Photometric Measurements of Solid-
State Lighting Products

Test Report Prepared for
Cooper Lighting Solutions
(formerly Eaton)

Brand: STREETWORKS

Report Number: P451206

Luminaire Tested: **GLAN-SA2A-750-U-5NQ**

Issue Date: 1/4/2021

Test Information

Test Method: LM-79-08
Report Number: P451206
TEST IS SCALED FROM IESNA LM-79-08 TEST DATA (G3-2011-042-3)
Test Lab: INNOVATION CENTER
Issue Date: 1/4/2021
Manufacturer: COOPER LIGHTING SOLUTIONS (FORMERLY EATON)
Product Line: STREETWORKS
Catalog Number: GLAN-SA2A-750-U-5NQ
Description: GALLEON AREA AND ROADWAY LUMINAIRE
(2) 70 CRI, 5000K, 615mA LIGHTSQUARES WITH 16 LEDS EACH AND TYPE V NARROW OPTICS
Light Source: -
Ballast/Driver: ELECTRONIC DRIVER

Summary

Lumens per Lamp: N/A
Luminaire Lumens: 9598 lumens
Efficiency: N/A
Efficacy: 152.3 lumens/watt
Luminous Opening: Rectangular (W 0.5' x L: 1' x H: 0')
IES Classification: Type V - Short
BUG Rating: B3 - U0 - G1

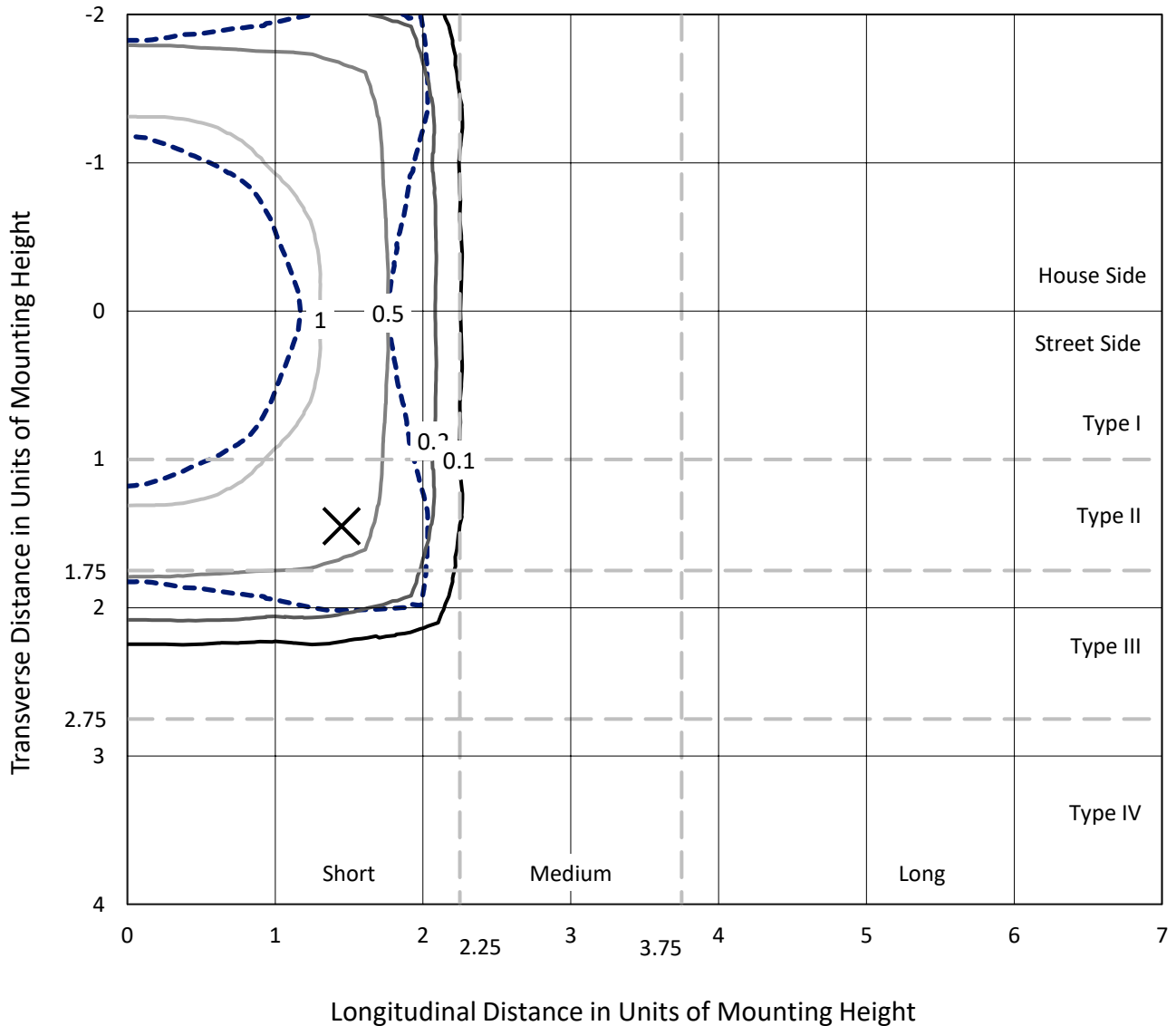
Input Watts (W): 63
Input Voltage (V): NR
Input Current (A_{in}): NR
Voltage Rise (V): NR
Power Factor: NR
Total Harmonic Distortion (THDi): NR
Frequency (hertz): 60
Stabilization Time: NR
Operation Time: NR
Ambient Temperature (°C): NR
Test Distance: 24 FT



REPORT NUMBER: P451206
 CATALOG NUMBER: GLAN-SA2A-750-U-5NQ

Iso-Footcandle Lines of Horizontal Illumination

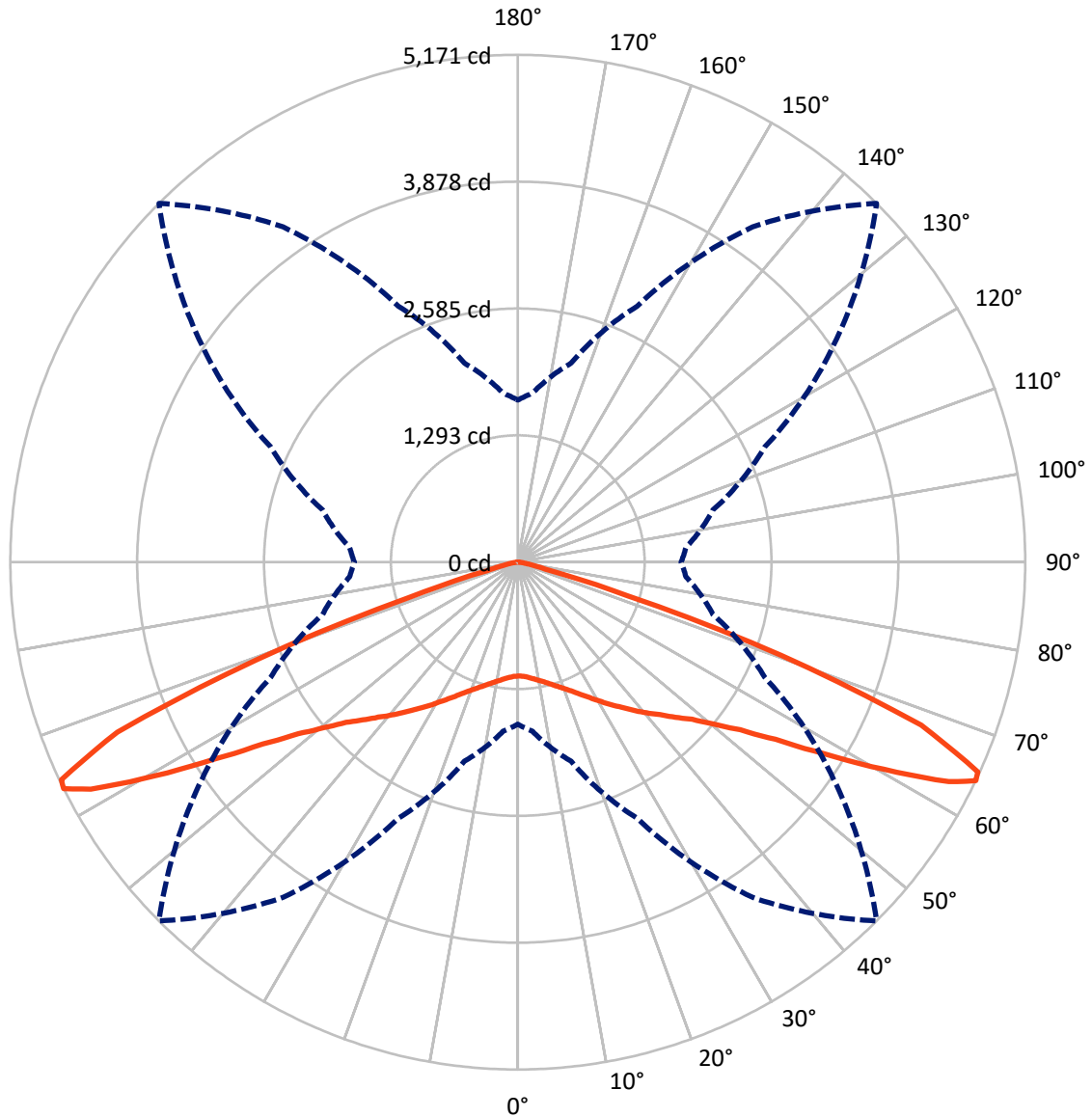
× Max cd
 - - - 1/2 Max cd



Based on 25 foot mounting height. Maximum calculated value = 1.9 fc
 Type V - Short - N/A

REPORT NUMBER: P451206
CATALOG NUMBER: GLAN-SA2A-750-U-5NQ

Luminous Intensity Polar Plot



— Vertical Plane Through 45-Deg Lateral - - - Horizontal Cone Through 64-Deg Vertical

REPORT NUMBER: P451206

CATALOG NUMBER: GLAN-SA2A-750-U-5NQ

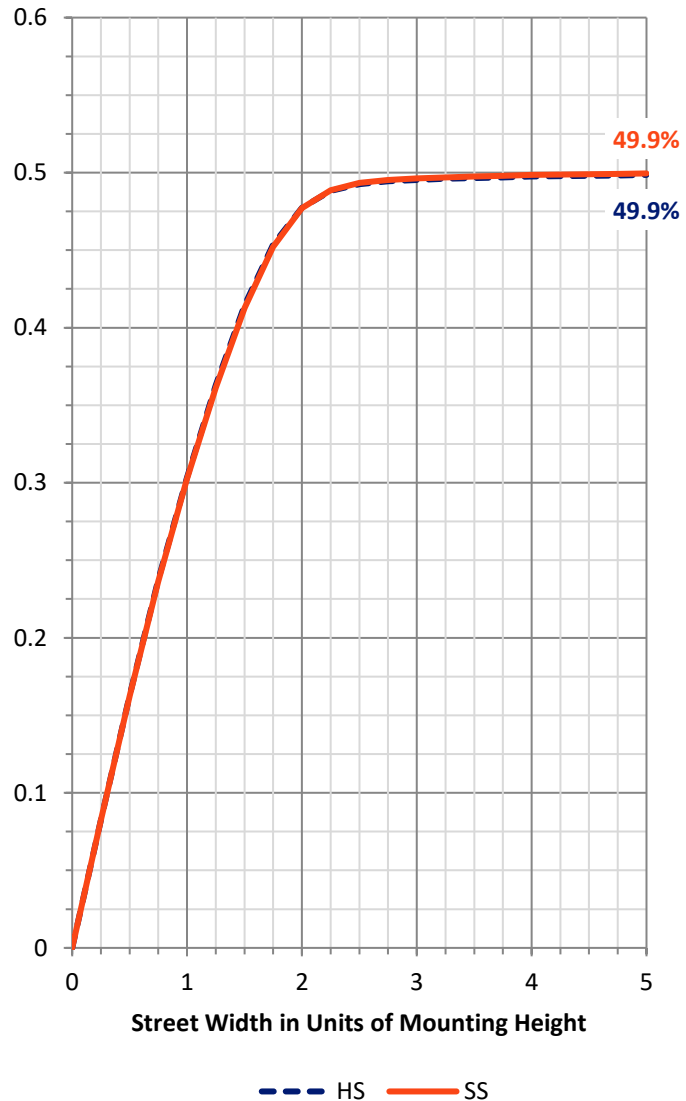
FLUX DISTRIBUTION:

		Downward	Upward	Total
House Side	Lumens	4799.0	0.0	4799.0
	% Fixture	50.0	0.0	50.0
Street Side	Lumens	4799.0	0.0	4799.0
	% Fixture	50.0	0.0	50.0
Total	Lumens	9598.0	0.0	9598.0
	% Fixture	100.0	0.0	100.0

ZONAL LUMENS:

Zone	Lumens	% Fixture
0°-10°	114.0	1.2
10°-20°	367.6	3.8
20°-30°	694.7	7.2
30°-40°	1150.5	12.0
40°-50°	1796.1	18.7
50°-60°	2776.8	28.9
60°-70°	2394.4	24.9
70°-80°	271.3	2.8
80°-90°	32.5	0.3
90°-100°	0.0	0.0
100°-110°	0.0	0.0
110°-120°	0.0	0.0
120°-130°	0.0	0.0
130°-140°	0.0	0.0
140°-150°	0.0	0.0
150°-160°	0.0	0.0
160°-170°	0.0	0.0
170°-180°	0.0	0.0
0°-90°	9598.0	100.0
0°-180°	9598.0	100.0

Coefficient of Utilization



REPORT NUMBER: P451206

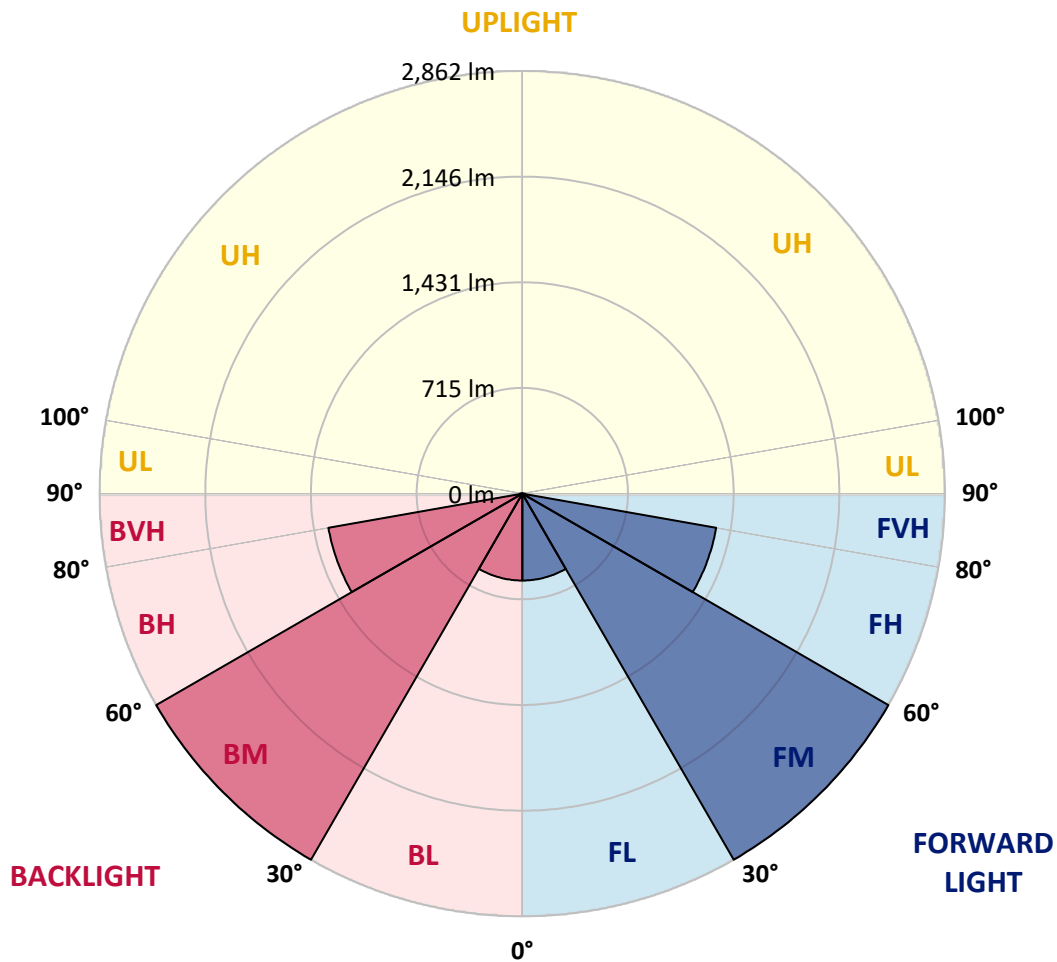
CATALOG NUMBER: GLAN-SA2A-750-U-5NQ

LUMINAIRE CLASSIFICATION SYSTEM LUMEN TABLE AND BUG RATING:

Zone	Lumens	% Fixture	Zone Rating/Lumen Limit		
			B	U	G
FL (0°-30°)	588.2	6.1			
FM (30°-60°)	2861.7	29.8			
FH (60°-80°)	1332.9	13.9			G1/1800
FVH (80°-90°)	16.3	0.2			G1/100
BL (0°-30°)	588.2	6.1	B2/1000		
BM (30°-60°)	2861.7	29.8	B3/5000		
BH (60°-80°)	1332.9	13.9	B3/2500		G1/1800
BVH (80°-90°)	16.3	0.2			G1/100
UL (90°-100°)	0.0	0.0		U0/0	
UH (100°-180°)	0.0	0.0		U0/0	

BUG Rating: B3-U0-G1

Type V Short





REPORT NUMBER: P451206

CATALOG NUMBER: GLAN-SA2A-750-U-5NQ

CANDELA DISTRIBUTION (FULL):

	0°	5°	15°	25°	35°	45°	55°	65°	75°	85°	90°
0°	1160.1	1160.1	1160.1	1160.1	1160.1	1160.1	1160.1	1160.1	1160.1	1160.1	1160.1
2.5°	1164.7	1167.2	1165.2	1164.7	1164.1	1164.1	1164.1	1164.7	1166.7	1168.2	1167.2
5°	1179.4	1181.4	1180.4	1179.9	1179.4	1179.4	1178.9	1178.4	1179.9	1179.9	1179.4
7.5°	1197.7	1200.2	1199.2	1200.2	1200.7	1201.3	1198.7	1196.7	1196.2	1197.7	1196.7
10°	1222.6	1224.6	1225.1	1225.7	1226.7	1226.2	1223.1	1219.6	1219.0	1218.5	1218.0
12.5°	1250.6	1252.1	1252.6	1254.6	1256.2	1256.7	1253.1	1250.1	1245.0	1246.0	1244.0
15°	1282.1	1285.1	1284.6	1287.7	1291.7	1292.8	1289.2	1284.1	1279.5	1277.0	1275.5
17.5°	1320.7	1322.8	1321.7	1324.8	1329.9	1332.4	1329.4	1322.8	1318.2	1312.6	1309.5
20°	1366.5	1370.0	1371.0	1371.0	1375.6	1378.2	1373.6	1371.6	1364.4	1360.4	1357.8
22.5°	1418.3	1419.9	1422.9	1426.0	1430.5	1429.5	1428.0	1424.9	1418.3	1414.8	1410.7
25°	1476.8	1478.3	1485.9	1492.5	1494.1	1493.1	1491.0	1489.5	1483.4	1475.3	1472.2
27.5°	1544.9	1548.0	1558.1	1564.2	1564.2	1564.7	1560.7	1565.8	1552.5	1542.9	1541.9
30°	1630.3	1632.3	1641.0	1647.1	1644.0	1641.5	1640.5	1645.6	1631.3	1614.0	1610.0
32.5°	1714.7	1721.8	1729.4	1742.7	1732.0	1727.4	1726.4	1730.0	1713.7	1694.4	1688.8
35°	1805.2	1810.3	1824.5	1835.7	1826.0	1815.4	1819.9	1831.1	1811.8	1785.9	1784.9
37.5°	1905.3	1909.9	1928.2	1939.9	1932.8	1914.5	1922.1	1935.3	1916.0	1884.0	1877.4
40°	2009.6	2019.2	2042.1	2054.3	2042.6	2018.2	2032.4	2046.7	2029.4	1992.3	1977.5
42.5°	2126.5	2141.7	2174.8	2180.9	2158.5	2125.5	2150.4	2173.2	2161.0	2118.3	2112.7
45°	2263.2	2272.4	2313.0	2326.3	2295.2	2254.1	2285.1	2326.8	2317.6	2268.3	2257.6
47.5°	2416.2	2424.9	2467.1	2486.9	2447.8	2392.3	2448.3	2502.7	2497.1	2444.2	2439.1
50°	2597.2	2599.2	2657.7	2680.1	2640.9	2593.1	2643.0	2710.6	2688.2	2620.6	2619.6
52.5°	2795.5	2798.0	2871.7	2914.9	2893.1	2839.2	2898.2	2939.3	2882.4	2794.0	2787.3
55°	2967.3	2980.0	3080.7	3195.6	3225.6	3186.4	3204.2	3184.9	3044.6	2920.5	2901.2
57.5°	3037.5	3062.4	3215.4	3429.9	3625.1	3683.1	3545.8	3361.8	3109.1	2933.8	2914.9
60°	2866.1	2893.1	3130.5	3537.7	4035.9	4287.5	3901.7	3391.8	2962.2	2715.7	2686.2
62.5°	2295.2	2302.9	2652.1	3284.0	4275.3	4927.0	4051.6	3136.1	2534.7	2199.7	2188.0
64°	1651.7	1730.0	2100.0	2879.4	4170.6	5170.5	3965.2	2777.7	2058.9	1719.8	1664.9
65°	1235.3	1256.7	1692.8	2458.9	3986.1	5152.2	3797.5	2435.0	1705.0	1316.1	1255.1
67.5°	466.7	469.2	624.8	1225.7	2837.7	4432.9	2898.2	1324.8	718.3	519.5	500.7
70°	193.7	197.2	229.3	412.3	1219.6	2846.3	1397.5	477.9	262.8	213.0	210.0
72.5°	141.8	143.9	153.5	183.0	375.2	1168.7	459.6	202.8	154.0	137.8	136.2
75°	111.3	112.3	119.5	134.7	174.9	323.8	191.1	139.3	117.4	105.7	104.7
77.5°	84.9	87.4	92.5	102.7	117.4	153.5	126.6	104.2	90.5	80.8	79.3
80°	58.5	61.5	71.2	75.2	78.8	99.6	86.4	78.8	70.7	59.0	55.4
82.5°	36.1	38.1	47.8	51.3	49.8	55.9	55.4	56.4	50.3	36.6	34.1
85°	18.8	19.8	25.9	26.9	24.9	22.9	28.5	33.0	31.0	20.8	20.3
87.5°	4.1	4.6	5.6	5.1	5.6	5.6	7.1	10.7	11.2	7.1	6.6
90°	0.0	0.0	0.0	0.0	0.0	0.0	0.0	0.0	0.0	0.0	0.0

(END OF REPORT)